

Literacy

Early Years Curriculum plan

EYFS Literacy at Defford

Our Vision

Our Intent

Faith	Friendship	Fun	Learn	Grow
<ul style="list-style-type: none">• Appreciate familiar authors• Build confidence in learning how to tell stories, read words and sentences	<ul style="list-style-type: none">• Enjoy listening to stories, making own stories with friends• Ask and answer questions about stories.	<ul style="list-style-type: none">• Enjoy stories, rhymes, songs and poems together	<ul style="list-style-type: none">• Find out about the world through books• Begin to make predictions about what might happen next in stories	<ul style="list-style-type: none">• Recognise books as a source of entertainment and information.

LITERACY – YEAR A – WILLOW – AUTUMN TERM – OUR COLOURFUL WORLD & INTO THE NIGHT

KNOWLEDGE & SKILLS

in

Pre-school

- Enjoy stories in small groups and 1:1
- Join in with familiar rhymes and story phrases
- Identify that print has meaning
- Enjoy learning new words from stories and non-fiction texts
- T4W actions for 'so', 'suddenly', 'but'
- Begin to mark make using chalks, mud, sticks, paint brushes, fingers
- Follow dots to create a shape or pictures
- Develop play around stories, using story pebbles, stick puppets, soft puppets
- Begin to count and clap syllables in a word
- Listen and develop awareness of sound talk through games
- Squiggle While you Wiggle



Theme led learning

in

Pre-school

Elmer stories

Use colour words to describe Elmer



The Rainbow Fish

Explore colour and link to emotions and kindness

Extend vocabulary linked to topics and themes based around the night sky, stars, planets, space, rockets,

KNOWLEDGE & SKILLS

in

Reception


- Enjoy story time
- Identify and talk about a favourite book
- Share a favourite book with an adult in school
- Clap syllables in a word with confidence
- Hold writing equipment in a comfortable grip
- Copy a simple picture
- Draw shapes by copying as a guide
- Begin to write tall letters that start at the top and are formed by moving down
- Retell a familiar story
- Orally blend words
- Identify phase 2 sounds
- Blend sounds to read CVC words
- Learn and use different colour names – jade, scarlet, ebony

Theme led learning

in

Reception

- Explore Elmer the Elephant as a character
- What colour is Love? – explore and articulate feelings
- Retell story of the Little Red Hen oral retelling (Harvest)
- Firework patterns for mark making, using paintbrushes and fingers to make dots, lines, zig zags in sand, paint, glitter
- Begin to read some tricky words (Phase 2 Little Wandle programme)



Through faith, friendship and fun we learn and grow.



LITERACY– YEAR A – WILLOW – SPRING TERM – THE BIG CITY & ROLL UP, ROLL UP

KNOWLEDGE & SKILLS

in

Pre-school

Hold a book the right way up

Clap syllables in a word 1,2,3,4 syllables

Continue a rhyming string

Recognise own name on labels/ peg/ in environment

Recognise initial sound in name

Copy patterns in various materials for mark making – wavy pattern, up and down straight lines

Begin to recognise words with the same initial sounds

Turn pages in a book to develop an understanding of story sequence

Exploring mark making outside, gross motor movements, painting on the wall or chalking on the floor

T4W actions for 'Once upon a time'

Squiggle While you Wiggle

Theme led learning

in

Pre-school


Explore non-fiction books and find out facts about London

Learn about London landmarks such as Trafalgar Square, Big Ben talk about these in a sentence

Develop mark making through designing costumes for the circus

Explore London by singing rhymes and songs – London's Burning

London Bridge is Falling Down



KNOWLEDGE & SKILLS

in

Reception

Listen to a short story without illustrations

Enjoy listening to a wide range of stories/ quality texts (reading spine)

Continue to develop strength in fingers for a secure pencil grip

Develop letter formation by exploring letter families, creating large and small letter shapes

Sequence letters in a word to write simple words using phonic knowledge

Read simple phonetically decodable words and tricky words

Blend sounds in a word confidently

Explore prosody and comprehension through shared reading practice

Theme led learning

in

Reception

Explore language and

vocabulary related to London through quality texts


Writing letters to the Queen, explore how a letter is laid out, address

Explore / know our own addresses

Labeling places on a map using phonic knowledge to segment for spelling

Read sentences to match phonic knowledge that are topic related

Explore lists for a journey to London



Through faith, friendship and fun we learn and grow.



KNOWLEDGE & SKILLS

in

Pre-school

Orally blend words

Generate a rhyming string

Clap syllables in 2 clap, 3 clap
and 4 clap words

Further develop phonological
awareness through rhyme
and song, talk and language
games

T4W actions for 'one day'
'who'




Squiggle While you Wiggle

Theme led learning

in

Pre-school

Further develop a love of
books and reading through
stories and non-fiction texts



KNOWLEDGE & SKILLS

in

Reception

Use phonics knowledge to
segment and write more
detailed phrases and
sentences

Further develop letter
formation, looking at families
of letters as a whole

Retell a familiar story with
confidence

Create own stories based on
familiar layouts and themes
of familiar books

Form capital letters correctly

Match capital letters and
lower case

Begin to use a capital letter
and full stop to punctuate

Identify at least 10 digraphs

Theme led learning

in

Reception



Explore language associated
with water, fill, pour, tip,
empty, liquid, splash, river,
pond, stream, ocean

Writing labels and captions
independently

Beginning to create own
story maps using T4W
formats and vocabulary

Confidently use all T4W
actions learnt in pre-school
to retell and support a
retelling of a familiar story



KNOWLEDGE & SKILLS

in

Pre-school

Enjoy stories in small groups and 1:1

Join in with familiar rhymes and story phrases

Identify that print has meaning

Enjoy learning new words from stories and non-fiction texts

T4W actions for 'so', 'suddenly', 'but'

Begin to mark make using chalks, mud, sticks, paint brushes, fingers

Follow dots to create a shape or pictures

Develop play around stories, using story pebbles, stick puppets, soft puppets

Begin to count and clap syllables in a word

Listen and develop awareness of sound talk through games

Squiggle While you Wiggle

Theme led learning


in

Pre-school

Mark making, creating star shapes with fingers and other equipment in sand, glitter, mud, water, jelly, playdough

Listening to stories

Joining in with repeated phrases in stories



KNOWLEDGE & SKILLS

in

Reception

Enjoy story time

Identify and talk about a favourite book

Share a favourite book with an adult in school

Clap syllables in a word with confidence

Hold writing equipment in a comfortable grip

Copy a simple picture

Draw shapes by copying as a guide

Begin to write tall letters that start at the top and are formed by moving down

Retell a familiar story

Orally blend words

Identify phase 2 sounds

Blend sounds to read CVC words

Theme led learning

in

Reception



Firework patterns for mark making, using paintbrushes and fingers to make dots, lines, zig zags in sand, paint, glitter

Begin to read some tricky words (Phase 2 Little Wandle programme)



KNOWLEDGE & SKILLS

in

Pre-school

Hold a book the right way up

Clap syllables in a word
1,2,3,4 syllables

Continue a rhyming string

Recognise own name on labels/
peg/ in environment

Recognise initial sound in name

Copy patterns in various materials
for mark making – wavy pattern, up
and down straight lines

Begin to recognise words with
the same initial sounds

Turn pages in a book to develop
an understanding of story sequence

Exploring mark making outside,
gross motor movements, painting on
the wall or chalking on the floor

T4W actions for 'Once upon a time'

Squiggle While you Wiggle


Theme led learning

In

Pre-school

**Enjoy a wide range of
traditional stories, Jack and
the Beanstalk, Goldilocks
and the Three Bears,
Rapunzel, Snow White, The
Little Red Hen**

**Retell these stories as a
group**



KNOWLEDGE & SKILLS

in

Reception

Listen to a short story
without illustrations

Enjoy listening to a wide range
of stories/ quality texts
(reading spine)

Continue to develop strength
in fingers for a secure pencil
grip

Develop letter formation
by exploring letter families,
creating large and small letter
shapes

Sequence letters in a word
to write simple words using
phonic knowledge

Read simple
phonetically decodable words
and tricky words

Blend sounds in a
word confidently

Explore prosody
and comprehension through
shared reading practice

Theme led learning

in

Reception

**Label pictures, exploring
non-fiction texts about
vehicles and transport,
emergency services**

Sound and blend words

**Retelling traditional tales
using simple story maps**

**Sounding out and blending
vocab associated with
traditional stories**

**Learn new vocab in
traditional tales**



KNOWLEDGE & SKILLS

in

Pre-school

Orally blend words

Generate a rhyming string

Clap syllables in 2 clap, 3 clap and 4 clap words

Further develop phonological awareness through rhyme and song, talk and language games

T4W actions for 'one day' 'who'

Squiggle While you Wiggle

Theme led learning

in

Pre-school

Identifying parts of an insect, building bugs

Vocabulary associated with insects, wings, legs, shell, fly, crawl, habitat

Finding parts of a plant

Vocabulary – stem, flower, grow, water, food, sunlight, petals, pollen

KNOWLEDGE & SKILLS

in

Reception

Use phonics knowledge to segment and write more detailed phrases and sentences

Further develop letter formation, looking at families of letters as a whole

Retell a familiar story with confidence

Create own stories based on familiar layouts and themes of familiar books

Form capital letters correctly

Match capital letters and lower case

Begin to use a capital letter and full stop to punctuate

Identify at least 10 digraphs

Theme led learning

in

Reception

Labeling parts of insects, identifying and matching words and labels

Writing factual sentences, creating own information books about insects

Learning new vocabulary linked to insects and their habitats, identifying insects that live in other countries and why

Identifying, growing and nurturing plants in our garden, growing seeds, writing seed labels, instructions for care

Oliver's Vegetables to inspire writing- words, labels, sentences about likes and dislikes, recipes for healthy recipes

